



X.TR Mik2

X.BLADE

X.TREK

X.LINE

X.ONE

C1.7

WARRIOR

PULSE

WILD

W1

C1.W

TRACK .SLALOM

PLAYER .POLO

FUSION PRO .Sup

WAVE PRO .Sup

SESSION .Sup

SEAWAY

TOURING

WHITewater

SLALOM

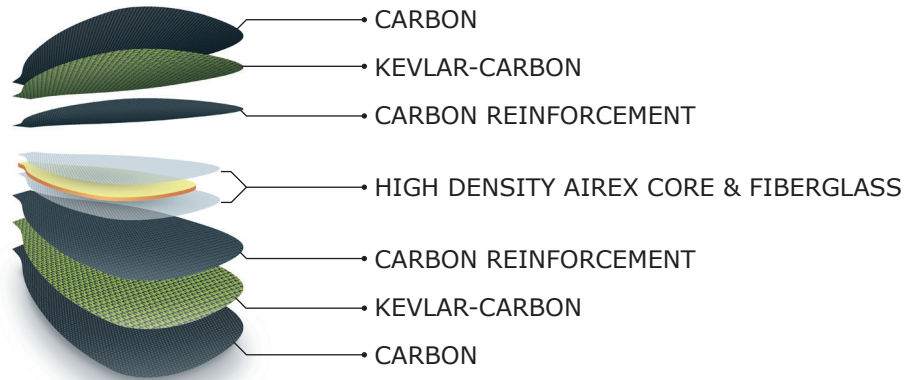
POLO

STAND UP

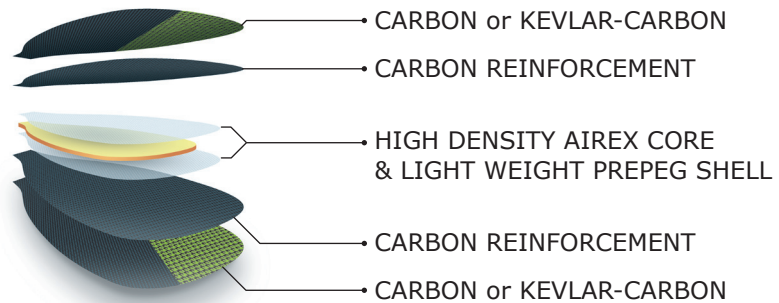
SEA WALK



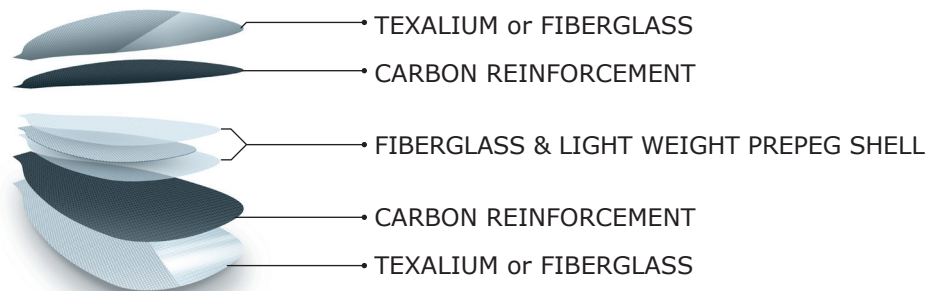
**ELITE  
SERIES**



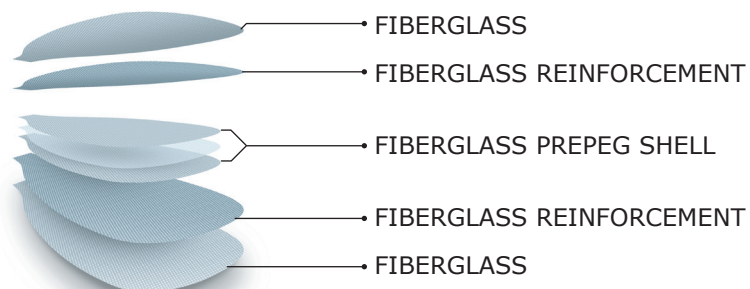
**SUPER LIGHT  
SERIES**



**HEAVY DUTY  
SERIES**



**PREMIUM  
SERIES**





X.TR Mk2

X.BLADE

X.TREK

X.LINE

X.ONE

C1.7



**X.TR <sup>Mk2</sup>**

**X.BLADE**

**X.TREK**

**X.LINE**

**X.ONE**

Blade Surface available	Area	550 cm <sup>2</sup>	550 cm <sup>2</sup>	550 cm <sup>2</sup>		
	Length x Width	48 x 15,5 cm	48 x 15,5 cm	48 x 15,5 cm		
		LOW ANGLE	LOW ANGLE	LOW ANGLE		
	Area	590 cm <sup>2</sup>	590 cm <sup>2</sup>	590 cm <sup>2</sup>	600 cm <sup>2</sup>	600 cm <sup>2</sup>
	Length x Width	49 x 16,3 cm	49 x 16,3 cm	49 x 16,3 cm	48,5 x 16,5 cm	48,5 x 16,5 cm
		LOW ANGLE	LOW ANGLE	LOW ANGLE	LOW ANGLE	LOW ANGLE
	Area	660 cm <sup>2</sup>	660 cm <sup>2</sup>	660 cm <sup>2</sup>		
	Length x Width	49 x 19 cm	49 x 19 cm	49 x 19 cm		
		HIGH ANGLE	HIGH ANGLE	HIGH ANGLE		
	Area	720 cm <sup>2</sup>	720 cm <sup>2</sup>	720 cm <sup>2</sup>		
	Length x Width	50,5 x 19,8 cm	50,5 x 19,8 cm	50,5 x 19,8 cm		
		HIGH ANGLE	HIGH ANGLE	HIGH ANGLE		
Shaft options	One piece shaft	Straight	Straight	Straight	Straight	Straight
		Bent	Bent			
	Adjustable shaft (2 pieces)	Straight	Straight	Straight	Straight	Straight
		Bent	Bent			
	Adjusting system	Quick-Lock	Quick-Lock	Quick-Lock	Quick-Lock	Quick-Lock
		S-Lock 2	S-Lock 2	S-Lock 2		
Blade Technology	SUPER LIGHT SERIES Color/Aspect Carbon	Color/Aspect Carbon				
	HEAVY DUTY SERIES		Color/Aspect Fiber Alu.			
	PREMIUM SERIES			Color/Aspect black Green Blue Red	Color/Aspect Fiber black	





## X.TR Mk2


Le modèle hi-tech de la gamme; La X.TR<sup>Mk2</sup> est une pagaie polyvalente, douce et légère. 6% plus légère, elle offre une expérience de navigation encore plus confortable.

La X.TR<sup>Mk2</sup> est une pagaie 3D foam core CNC construite en carbone pré-preg. Un must !

The high-tech model in this range; the X.TR<sup>Mk2</sup> is a versatile paddle, 6% lighter, for an easier navigation. Lighter and comfortable, for smooth strokes, the X.TR<sup>Mk2</sup> is a foamcore CNC 3D paddle made in carbon prepreg. A must !



### Blades option :



### Shaft option :



Techno available :



**SUPER LIGHT  
SERIES**



**OVALIZED  
PREPEG.TUBE**

Blade Surface Area	550 cm <sup>2</sup>	550 cm <sup>2</sup>	590 cm <sup>2</sup>	590 cm <sup>2</sup>	660 cm <sup>2</sup>	660 cm <sup>2</sup>	720 cm <sup>2</sup>	720 cm <sup>2</sup>
Blade Length x Width	48 x 15,5 cm	48 x 15,5 cm	49 x 16,3 cm	49 x 16,3 cm	49 x 19 cm	49 x 19 cm	50,5 x 19,8 cm	50,5 x 19,8 cm
Shaft option	Straight	Bent	Straight	Bent	Straight	Bent	Straight	Bent
One piece paddle Length / cm	180 to 240	205 to 230	180 to 240	205 to 230	180 to 240	205 to 230	180 to 240	205 to 230
Adjustable paddle (2 pieces) Length / cm	195>205	205>110	195>205	205>110	195>205	205>110	195>205	205>110
	200>210	210>215	200>210	210>215	200>210	210>215	200>210	210>215
	205>115	215>220	205>115	215>220	205>115	215>220	205>115	215>220
	210>220	220>225	210>220	220>225	210>220	220>225	210>220	220>225
	215>225	225>230	215>225	225>230	215>225	225>230	215>225	225>230
	220>230	230>235	220>230	230>235	220>230	230>235	220>230	230>235
	225>235		225>235		225>235		225>235	
230>240		230>240		230>240		230>240		
Adjusting system	Quick-Lock or S-Lock	Quick-Lock or S-Lock	Quick-Lock or S-Lock	Quick-Lock or S-Lock	Quick-Lock or S-Lock	Quick-Lock or S-Lock	Quick-Lock or S-Lock	Quick-Lock or S-Lock




## X.BLADE

La pagaie X.BLADE est un concentré de notre savoir faire technologique. Les pales extrêmement fines sont courbes et nerveuses. Elles offrent un flex de pale modéré pour une passée dans l'eau très stable et confortable. La X.BLADE est une pagaie ultra légère entièrement réalisée en carbone pré-preg.!

The X.BLADE paddle concentrates all our technological expertise. The blades are extremely thin, curved and responsive, offering a moderate blade flex for a very stable and comfortable swipe through the water. The X.BLADE is a very lightweight paddle, entirely made of prepreg carbon.



Blades option :



Shaft option :



Techno available :



SUPER LIGHT  
SERIES



OVALIZED  
PREPEG.TUBE

Blade Surface Area	550 cm <sup>2</sup>	550 cm <sup>2</sup>	590 cm <sup>2</sup>	590 cm <sup>2</sup>	660 cm <sup>2</sup>	660 cm <sup>2</sup>	720 cm <sup>2</sup>	720 cm <sup>2</sup>
Blade Length x Width	48 x 15,5 cm	48 x 15,5 cm	49 x 16,3 cm	49 x 16,3 cm	49 x 19 cm	49 x 19 cm	50,5 x 19,8 cm	50,5 x 19,8 cm
Shaft option	Straight	Bent	Straight	Bent	Straight	Bent	Straight	Bent
One piece paddle Length / cm	180 to 240	205 to 230	180 to 240	205 to 230	180 to 240	205 to 230	180 to 240	205 to 230
Adjustable paddle (2 pieces) Length / cm	195>205	205>110	195>205	205>110	195>205	205>110	195>205	205>110
	200>210	210>215	200>210	210>215	200>210	210>215	200>210	210>215
	205>115	215>220	205>115	215>220	205>115	215>220	205>115	215>220
	210>220	220>225	210>220	220>225	210>220	220>225	210>220	220>225
	215>225	225>230	215>225	225>230	215>225	225>230	215>225	225>230
	220>230	230>235	220>230	230>235	220>230	230>235	220>230	230>235
	225>235		225>235		225>235		225>235	
230>240		230>240		230>240		230>240		
Adjusting system	Quick-Lock or S-Lock	Quick-Lock or S-Lock	Quick-Lock or S-Lock	Quick-Lock or S-Lock	Quick-Lock or S-Lock	Quick-Lock or S-Lock	Quick-Lock or S-Lock	Quick-Lock or S-Lock



## X.TREK


La pagaie X.TREK est une pagaie aux pales courbes extrêmement fines et nerveuses. Elles offrent un flex de pale modéré pour une poussée dans l'eau très stable et confortable.

La X.TREK est une pagaie très légère entièrement réalisée en fibre de verre et carbone pré-preg.

The X.TREK paddle concentrates all our technological expertise. The blades are extremely thin, curved and responsive, offering a moderate blade flex for a very stable and comfortable swipe through the water. The X.TREK is a very lightweight paddle, entirely made of fiberglass and prepreg carbon.



Blades option :



Shaft option :

Straight one piece / Carbon

Straight adjustable / Carbon

Techno available :



HEAVY DUTY  
SERIES



OVALIZED  
PREPEG.TUBE

	550 cm <sup>2</sup>	590 cm <sup>2</sup>	660 cm <sup>2</sup>	720 cm <sup>2</sup>
Blade Surface Area	550 cm <sup>2</sup>	590 cm <sup>2</sup>	660 cm <sup>2</sup>	720 cm <sup>2</sup>
Blade Length x Width	48 x 15,5 cm	49 x 16,3 cm	49 x 19 cm	50,5 x 19,8 cm
Shaft option	Straight	Straight	Straight	Straight
One piece paddle Length / cm	180 to 240	180 to 240	180 to 240	180 to 240
Adjustable paddle (2 pieces) Length / cm	195>205 200>210 205>115 210>220 215>225 220>230 225>235 230>240	195>205 200>210 205>115 210>220 215>225 220>230 225>235 230>240	195>205 200>210 205>115 210>220 215>225 220>230 225>235 230>240	195>205 200>210 205>115 210>220 215>225 220>230 225>235 230>240
Adjusting system	Quick-Lock or S-Lock	Quick-Lock or S-Lock	Quick-Lock or S-Lock	Quick-Lock or S-Lock





## X.LINE


La pagaie X.LINE est une pagaie aux pales courbes extrêmement fines. Conçues en fibre de verre, ses pales vous offriront confort et douceur sur chaque coup de pagaie. Légère et discrète, la X.LINE est la pagaie idéale pour les randonnées à la journée.

The X.LINE paddle features very thin curved blades. Designed in glass fiber, they bring comfort and smoothness to each paddle stroke. Light, and discreet, the X.LINE is the ideal paddle for day-long touring.



### Blades option :

-  **PR/Black-Fiber**
-  **PR/Green**  
Fiber colored
-  **PR/Blue**  
Fiber colored
-  **PR/Red**  
Fiber colored



### Shaft option :

Straight one piece / Fiberglass-carbon

Straight adjustable / Fiberglass-carbon

Techno available :



Blade Surface Area	600 cm <sup>2</sup>
Blade Length x Width	48,5 x 16,5 cm
Shaft option	Straight
One piece paddle Length / cm	180 to 240
Adjustable paddle (2 pieces) Length / cm	195>205 200>210 205>115 210>220 215>225 220>230 225>235 230>240
Adjusting system	Quick-Lock

# X.ONE

La X.ONE est une pagaie entièrement en fibre de verre. Légère et confortable, elle saura se faire discrète et efficace. Parfaite pour les petites randonnées..


The X.ONE is fully manufactured in Light and comfortable materials. It'll be perfect for small touring trips.



Blades option :



PR/Black-Fiber



Shaft option :

Straight one piece / Fiberglass-carbon

Straight adjustable / Fiberglass-carbon

Techno available :



PREMIUM  
SERIES



OVALIZED  
PREPEG.TUBE

Blade Surface Area	600 cm <sup>2</sup>
Blade Length x Width	48,5 x 16,5 cm
Shaft option	Straight
One piece paddle Length / cm	180 to 240
Adjustable paddle (2 pieces) Length / cm	195>205 200>210 205>115 210>220 215>225 220>230 225>235 230>240
Adjusting system	Quick-Lock





WARRIOR



PULSE



WILD



W1



C1.W



**WARRIOR**

**PULSE**

**WILD/CARBON**

**WILD/COLORED**

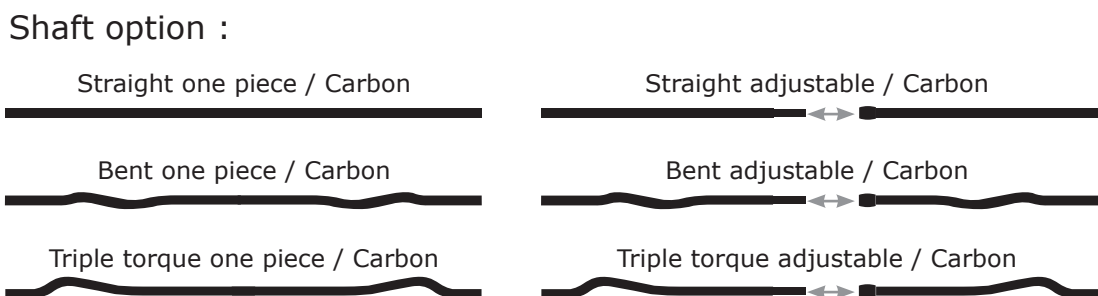
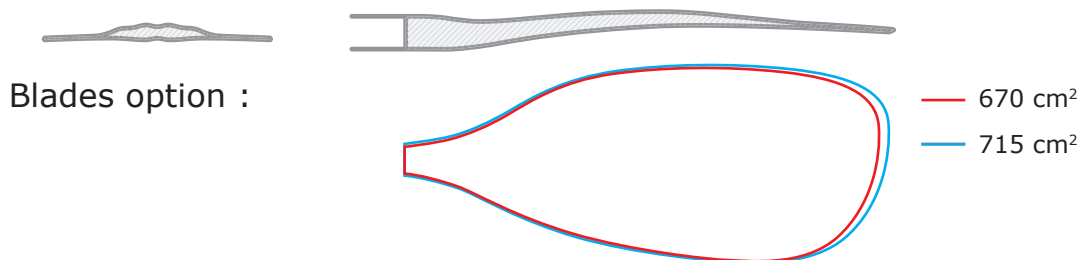
**W1**

Program.	River Running					
	Playboating					
Blade Surface available	Area	670 cm <sup>2</sup>	650 cm <sup>2</sup>	625 cm <sup>2</sup>		
	Length x Width	49 x 20,5 cm	44,8 x 20 cm	47,5 x 19,8 cm		
	Area	715 cm <sup>2</sup>	710 cm <sup>2</sup>	675 cm <sup>2</sup>	675 cm <sup>2</sup>	648 cm <sup>2</sup>
	Length x Width	50 x 20,6 cm	45 x 20,8 cm	49 x 20,5 cm	49 x 20,5 cm	46 x 20 cm
	Area			715 cm <sup>2</sup>		703 cm <sup>2</sup>
	Length x Width			50 x 20,5 cm		47 x 20,5 cm
Shaft options	One piece shaft	Straight	Straight	Straight	Straight	Straight
		Bent	Bent	Bent	Bent	Bent
		Triple				
	Adjustable shaft (2 pieces)	Straight	Straight	Straight	Straight	Straight
		Bent	Bent	Bent	Bent	Bent
		Triple				
	Adjusting system	Quick-Lock	Quick-Lock	Quick-Lock	Quick-Lock	Quick-Lock
		S-Lock (triple only)				
	Blade Technology	SUPER LIGHT SERIES	Color/Aspect 	Color/Aspect 	Color/Aspect 	
HEAVY DUTY SERIES						Color/Aspect 
PREMIUM SERIES					Color/Aspect Fiber Green   Fiber Blue   Fiber Red	

# WARRIOR

Mise au point par les meilleurs riders internationaux, la WARRIOR est la pagaie de haute rivière par excellence. Construite en carbone pré-preg « foam core », la WARRIOR vous accompagnera lors de vos sorties en hautes et moyennes rivières.

Dream paddle for the elite paddlers amongst you, The WARRIOR is an excellent deep water river paddle. Built in carbon prepreg « foam core » the WARRIOR will go with you in all sessions in both high and low volume creeks.



Techno available :



SUPER LIGHT  
SERIES



OVALIZED  
PREPEG.TUBE

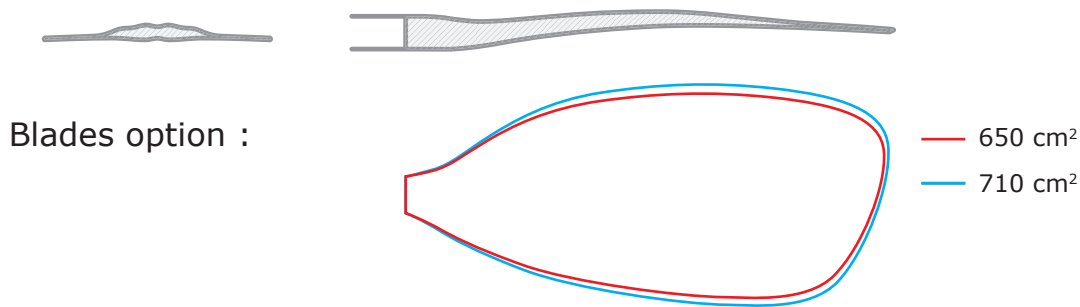
Blade Surface Area	670 cm <sup>2</sup>	670 cm <sup>2</sup>	670 cm <sup>2</sup>	715 cm <sup>2</sup>	715 cm <sup>2</sup>	715 cm <sup>2</sup>
Blade Length x Width	49 x 20,5 cm	49 x 20,5 cm	49 x 20,5 cm	50 x 20,6 cm	50 x 20,6 cm	50 x 20,6 cm
Shaft option	Straight	Bent	Triple	Straight	Bent	Triple
One piece paddle Length / cm	185 to 204	188 to 204	188 to 204	185 to 204	188 to 204	188 to 204
Adjustable paddle (2 pieces) Length / cm	188>198 190>200 191>201 192>202 194>204 195>205 197>207	188>192 190>194 192>196 194>198 196>200 198>202 200>204	190>194 192>196 194>198 196>200 198>202 200>204	188>198 190>200 191>201 192>202 194>204 195>205 197>207	190>194 192>196 194>198 196>200 198>202 200>204	190>194 192>196 194>198 196>200 198>202 200>204
Adjusting system	Quick-Lock	Quick-Lock	S-Lock (triple only)	Quick-Lock	Quick-Lock	S-Lock (triple only)



## PULSE

Pagaie de freestyle par excellence, la PULSE est le modèle haut de gamme pour les freestylers exigeants. Construite en carbone pré-preg « foam core », la PULSE vous propulsera vers de nouvelles figures...

Especially designed for Freestyle usage. The PULSE paddle is the powerfull aerated buoyant paddle « made by Select ! ». Built in prepreg carbon « Foam core », PULSE paddle will propel you towards new freestyle heights.



Blades option :

— 650 cm<sup>2</sup>  
— 710 cm<sup>2</sup>

Shaft option :



Techno available :



SUPER LIGHT  
SERIES



OVALIZED  
PREPEG.TUBE

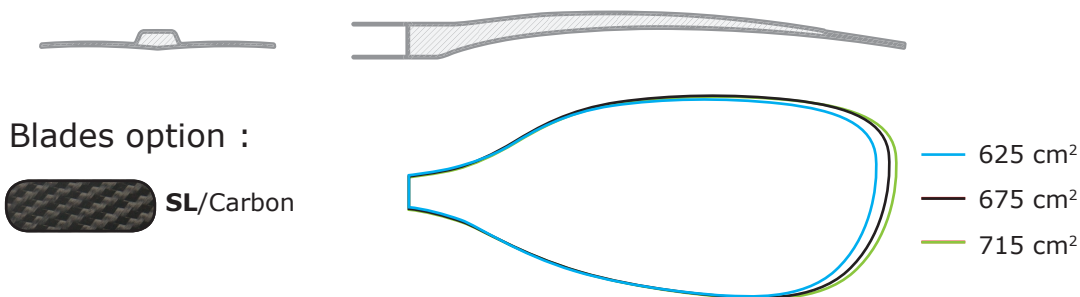
Blade Surface Area	650 cm <sup>2</sup>	650 cm <sup>2</sup>	710 cm <sup>2</sup>	710 cm <sup>2</sup>
Blade Length x Width	44,8 x 20 cm	44,8 x 20 cm	45 x 20,8 cm	45 x 20,8 cm
Shaft option	Straight	Bent	Straight	Bent
One piece paddle Length / cm	185 to 200	185 to 200	185 to 200	185 to 200
Adjustable paddle (2 pieces) Length / cm	185>195		185>195	
	188>198	188>198	188>198	188>198
	190>200	190>200	190>200	190>200
	191>201	191>201	191>201	191>201
	192>202	192>202	192>202	192>202
	194>204	194>204	194>204	194>204
	195>205	195>205	195>205	195>205
	197>207	197>207	197>207	197>207
Adjusting system	Quick-Lock	Quick-Lock	Quick-Lock	Quick-Lock



## WILD/CARBON

Inspirée de la W1, la nouvelle pagaie WILD carbone apporte tous les avantages que recherchent les pratiquants de kayak en eau vive les plus exigeants. Ses bords fins et sa grande légèreté offrent réactivité et finesse de pagayage sans sacrifier sa grande résistance.

Inspired by the W1, the new WILD carbon paddle has all the advantages expected from the most demanding white water riders. Its light weight for a high velocity ratio and its thin edge for perfect water catch, offer a surprising endurance.



### Shaft option :



### Techno available :



SUPER LIGHT SERIES



OVALIZED PREPEG. TUBE

Blade Surface Area	625 cm <sup>2</sup>	625 cm <sup>2</sup>	675 cm <sup>2</sup>	675 cm <sup>2</sup>	715 cm <sup>2</sup>	715 cm <sup>2</sup>
Blade Length x Width	47,5 cm x 19,8 cm	47,5 cm x 19,8 cm	49 cm x 20,5 cm	49 cm x 20,5 cm	50 cm x 20,5 cm	50 cm x 20,5 cm
Shaft option	Straight	Bent	Straight	Bent	Straight	Bent
One piece paddle Length / cm	185 to 204	188 to 204	185 to 204	188 to 204	185 to 204	188 to 204
Adjustable paddle (2 pieces) Length / cm	185>195 188>198 190>200 191>201 192>202 194>204 195>205 197>207	190>194 192>196 194>198 196>200 198>202 200>204	188>198 190>200 191>201 192>202 194>204 195>205 197>207	190>194 192>196 194>198 196>200 198>202 200>204	188>198 190>200 191>201 192>202 194>204 195>205 197>207	190>194 192>196 194>198 196>200 198>202 200>204
Adjusting system	Quick-Lock	Quick-Lock	Quick-Lock	Quick-Lock	Quick-Lock	Quick-Lock








## WILD/COLORED

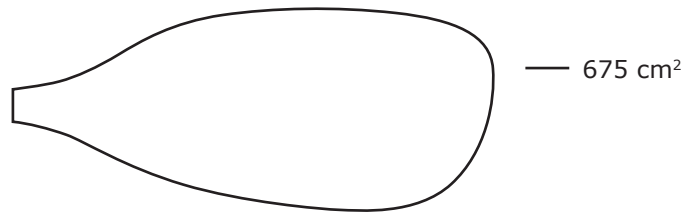
Petite soeur de la WILD carbone, la WILD colored ajoute une touche de fun avec ses 3 nouvelles teintes hautes en couleur. La WILD colored est la meilleure option pour le pagayeur qui mise sur une pagaie stylée et visible dans toutes les conditions de navigation.

Considered as the small sister of the famous WILD carbon, the WILD Colored brings a touch of fun with its 3 brand new eyes-catching colors. The WILD Colored paddle is at the same time the most stylish and the safest option for the white water paddler aiming at finding its paddle in any kind of navigation condition during a session.



### Blades option :

-  **PR/Green**  
Fiber colored
-  **PR/Blue**  
Fiber colored
-  **PR/Red**  
Fiber colored



### Shaft option :



Techno available :



PREMIUM  
SERIES



OVALIZED  
PREPEG.TUBE

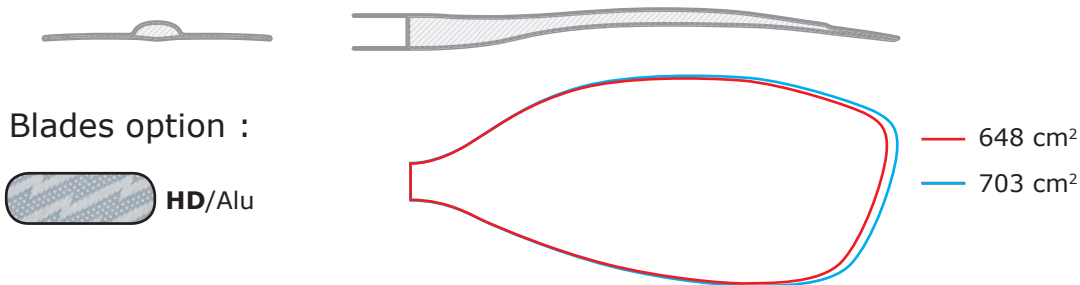
Blade Surface Area	675 cm <sup>2</sup>	675 cm <sup>2</sup>
Blade Length x Width	49 cm x 20,5 cm	49 cm x 20,5 cm
Shaft option	Straight	Bent
One piece paddle Length / cm	185 to 204	188 to 204
Adjustable paddle (2 pieces) Length / cm	188>198 190>200 191>201 192>202 194>204 195>205 197>207	190>194 192>196 194>198 196>200 198>202 200>204
Adjusting system	Quick-Lock	Quick-Lock



## W1

Taillée pour l'aventure, la W1 est la pagaie polyvalente par excellence. Extrêmement résistante, c'est la pagaie passe partout multi usages. La W1 standard est livrée avec pales fiberglass/carbone (aspect Alu) et manche ergonomique Carbone.

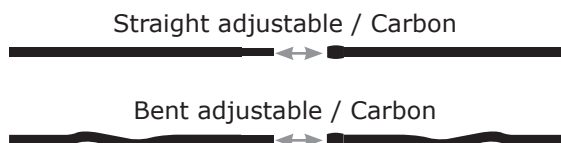
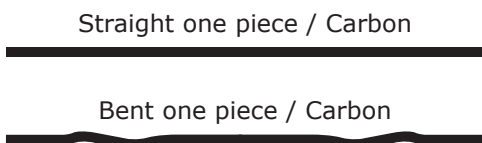
Selects white water flagship paddle. Cut out for adventure, the W1 is a highly versatile paddle. Extremely resistant, this paddle can go anywhere and is multi-purpose. W1 standard is delivered with fiberglass/carbon blades (Alu aspect) and ergonomic carbon shaft.



Blades option :



Shaft option :



Techno available :



HEAVY DUTY  
SERIES



OVALIZED  
PREPEG.TUBE

Blade Surface Area	648 cm <sup>2</sup>	648 cm <sup>2</sup>	703 cm <sup>2</sup>	703 cm <sup>2</sup>
Blade Length x Width	46 x 20 cm	46 x 20 cm	47 x 20,5 cm	47 x 20,5 cm
Shaft option	Straight	Bent	Straight	Bent
One piece paddle Length / cm	185 to 204	188 to 204	185 to 204	188 to 204
Adjustable paddle (2 pieces) Length / cm	185>195 188>198 190>200 191>201 192>202 194>204 195>205 197>207	190>194 192>196 194>198 196>200 198>202 200>204	185>195 188>198 190>200 191>201 192>202 194>204 195>205 197>207	190>194 192>196 194>198 196>200 198>202 200>204
Adjusting system	Quick-Lock	Quick-Lock	Quick-Lock	Quick-Lock




# TRACK

Spécifiquement développée pour le slalom, La TRACK est une pagaie douce et fluide. Stable et légère sa pale offre une très grande précision de placement ainsi qu'une excellente accroche pour des accélérations franches.

Specifically designed for slalom, the TRACK is a smooth and soft paddle. Its light and steady blade brings a very precise positioning and an excellent grip for a marked acceleration.



Blades option :



Shaft option :



Techno available :



ELITE  
SERIES



SUPER LIGHT  
SERIES



HEAVY DUTY  
SERIES



OVALIZED  
PREPEG.TUBE

Technology series

Blade surface  
Area / cm<sup>2</sup>  
Blade Length / cm  
x  
Width / cm

TRACK / <b>EL</b> series		
650	680	700
47	47,6	48
x	x	x
19,5	20	20,5

Shaft option

Straight

One piece paddle  
Length / cm

170 to 210

Adjustable paddle  
(2 pieces)  
Length / cm

180>190  
185>195  
188>198  
190>200  
191>201  
192>202  
194>204  
195>205  
197>207

Adjusting  
system

Quick-Lock

TRACK / **SL** series

650	680	700
47	47,6	48
x	x	x
19,5	20	20,5

Straight

170 to 210

180>190  
185>195  
188>198  
190>200  
191>201  
192>202  
194>204  
195>205  
197>207

S-Lock

TRACK / **HD** series

650	680	700
47	47,6	48
x	x	x
19,5	20	20,5

Straight

170 to 210

180>190  
185>195  
188>198  
190>200  
191>201  
192>202  
194>204  
195>205  
197>207

Quick-Lock




## PLAYER

Exclusivement destinée au kayak polo, La PLAYER est une pagaie ultra résistante pour joueurs offensifs. Sa forme de pale offre une excellente accroche pour des déplacements plus rapide jusqu'au cœur de l'action.

The PLAYER is a high-resistance canoe-polo paddle, ideal for attackers. The shape of the blade brings a very good grip for faster moves into the action.



Blades option :



Shaft option :

Straight one piece  
Carbon / Kevlar-carbon

Techno available :



SUPER LIGHT  
SERIES

Blade Surface Area	680 cm <sup>2</sup>	725 cm <sup>2</sup>
Blade Length x Width	45,5 x 19,8 cm	46 x 20,8 cm
Shaft option	Straight	Straight
One piece paddle Length / cm	180 to 210	180 to 210
Delivery option	Paddle dismantled (not glued)	Paddle dismantled (not glued)

## C1.T TOURING

Dédiée à un usage randonnée, notre C1.T vous offrira une formidable expérience de pagayage lors de vos petites, moyennes et longue randonnée.

Dedicated for touring usage, our C1.T will give you an amazing paddling experience for your small, medium and long trip.

## C1.W WITHEWATER

Dédiée à un usage white water, la C1.W est la pagaie parfaite pour les amateurs de rivières sportives. Sa poignée en T vous offrira une solide prise en main

Dedicated for white water canoeing, our C1.W is the perfect paddle for technical enthusiast rivers runners. His carbon T Grip will offer you strong handling



**C1.T**

**C1.W**



Blade area : — C1.T 663 cm<sup>2</sup>



Shaft option : Straight one piece  
Carbon / Kevlar-carbon



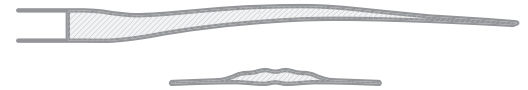
Techno available :




HEAVY DUTY  
SERIES



SUPER LIGHT  
SERIES



C1.W  
— 790 cm<sup>2</sup>  
— 820 cm<sup>2</sup>



Technology series	C1.T / <b>HD</b> series		C1.W / <b>SL</b> series	
Program	TOURING		WITHEWATER	
Blade Surface Area	663 cm <sup>2</sup>		790 cm <sup>2</sup>	820 cm <sup>2</sup>
Blade Length x Width	47,5 x 18,8 cm		48 x 20 cm	49,5 x 20,5 cm
Shaft option	Straight		Straight	
One piece paddle Length / cm	120 to 160		120 to 160	





**FUSION PRO.SUP**

**WAVE PRO.SUP**

**SESSION**



**FUSION PRO**



**WAVE PRO**



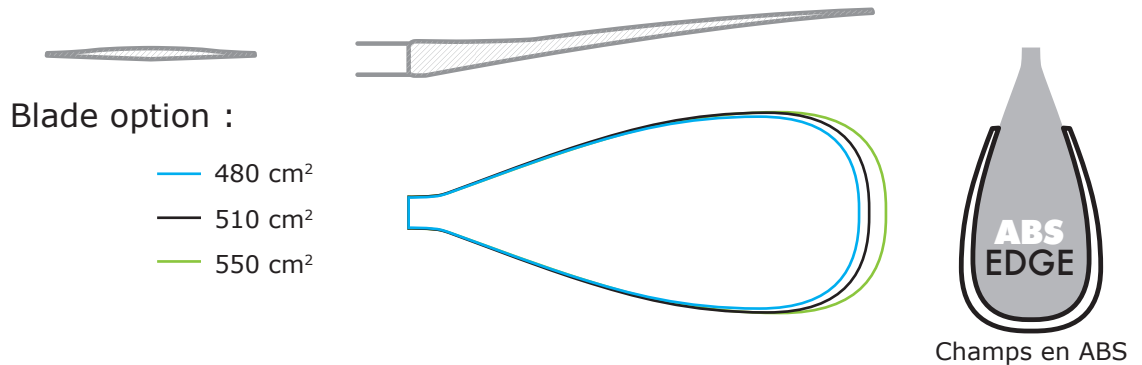
**SESSION**


Program.	Race	
	Touring	
	Wave Surfing	
Blade Surface available	Area Length x Width	480 cm <sup>2</sup> 40,5 x 17,5 cm
	Area Length x Width	510 cm <sup>2</sup> 41,5 x 18,2 cm
	Area Length x Width	550 cm <sup>2</sup> 43 x 18,3 cm
Shaft options	One piece	Carbon shaft + Carbon handle
	Adjustable 2 pieces	Carbon shaft + Carbon handle
	Take apart 3 pieces Adjustable	Fiberglass-carbon shaft + Plastic handle
	Adjusting system	Quick-Lock
Blade Technology	SUPER LIGHT SERIES	Color/Aspect Carbon
	HEAVY DUTY SERIES	Color/Aspect Fiber Black   Fiber Green   Fiber Blue   Fiber Red

# FUSION PRO

Avec sa construction tout carbone la FUSION PRO est une pagaie légère et réactive. Son design en V allié à ses petites surfaces offre stabilité et confort tout en réduisant la fatigue. Un must !

Full carbon made, the FUSION PRO Sup is a very light and reactive paddle. His V shape section offer an excellent stability for a better stroke comfort. The best choice for exigent paddlers. A must !



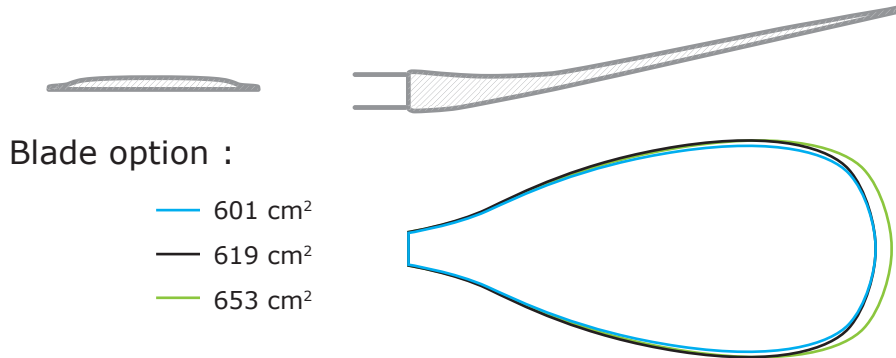
Techno available :   
SUPER LIGHT  
SERIES

Blade Surface Area	480 cm <sup>2</sup>	510 cm <sup>2</sup>	550 cm <sup>2</sup>
Blade Length x Width	40,5 x 17,5 cm	41,5 x 18,2 cm	43 x 18,3 cm
Shaft & Handle	Straight Carbon	Straight Carbon	Straight Carbon
One piece paddle Length / cm	165 to 225	165 to 225	165 to 225
Adjustable paddle (2 pieces) Length / cm	165>180 170>185 175>190 180>195 185>200 190>205 195>210 200>215	165>180 170>185 175>190 180>195 185>200 190>205 195>210 200>215	165>180 170>185 175>190 180>195 185>200 190>205 195>210 200>215
Adjusting system	Quick Lock	Quick Lock	Quick Lock

## WAVE PRO

La WAVE PRO a été conçue pour les surfeurs les plus exigeants. Extrêmement légère, la pale de la WAVE PRO offre une flottabilité incroyable pour de meilleurs appuis en surf comme en propulsion.

The WAVE PRO has been designed for the most demanding surfers. Very light, the WAVE PRO blade offers great support in surf and in propulsion



### Blade option :

- 601 cm<sup>2</sup>
- 619 cm<sup>2</sup>
- 653 cm<sup>2</sup>

### Shaft option :

One piece / Carbon shaft  
with carbon handle



Adjustable / Carbon shaft  
with carbon handle



### Techno available :



SUPER LIGHT  
SERIES



OVALIZED  
PREPEG.TUBE

Blade Surface Area	601 cm <sup>2</sup>	619 cm <sup>2</sup>	653 cm <sup>2</sup>
Blade Length x Width	44 x 19,6 cm	44 x 20,6 cm	45,5 x 20,6 cm
Shaft & Handle	Straight Carbon	Straight Carbon	Straight Carbon
One piece paddle Length / cm	188 to 225	188 to 225	188 to 225
Adjustable paddle (2 pieces) Length / cm	190>205 195>210 200>215	190>205 195>210 200>215	190>205 195>210 200>215
Adjusting system	Quick Lock	Quick Lock	Quick Lock

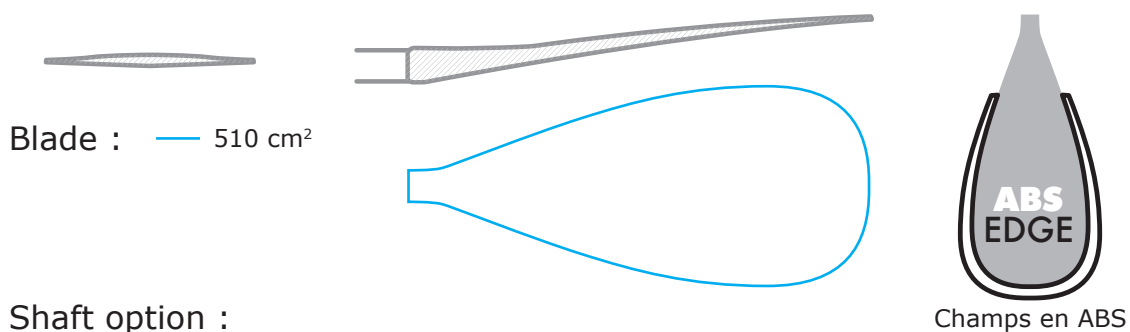
# SESSION

Spécifiquement mise au point pour réduire la fatigue lors de vos sorties, la SESSION.Sup est une pagaie fine et légère. Son design en V lui offre précision et confort sur l'ensemble du coup de pagaie.

Randonnée, fitness, surf, la SESSION est la pagaie multi usage par excellence.

Specially engineered to increase efficiency and reduce fatigue, the SESSION.Sup is light and thin. Built in fiberglass, his V shape section offer an excellent stability for a very comfortable paddle swipe through the water.

Fitness, touring, surf, the SESSION is an excelent versatile paddle.



Blade : — 510 cm<sup>2</sup>

Shaft option :

One piece / Fiberglass-carbon shaft with plastic or carbon handle

Adjustable / Fiberglass-carbon shaft with plastic or carbon handle  
2 pieces

Take apart 3 pieces / Fiberglass-carbon shaft with plastic handle  
Adjustable

Champs en ABS

Techno available :



HEAVY DUTY  
SERIES



Blade Surface Area	510 cm <sup>2</sup>					
Length x Width	41,5 x 18,2 cm					
Available colors	Black / Green / Blue / Red					
Shaft & Handle	Straight Carbon		Straight Carbon		Straight Plastic	
	Plastic		Plastic		Plastic	
Paddle Length / cm	One piece		Adjustable (2pc)		Adjustable (3pc)	
	165 to 225		150>180 155>185 160>190 165>195 170>200 175>205 180>210 185>215 190>220		165>215	
Adjusting system			Quick Lock		Quick Lock	